



Wolfloader.com

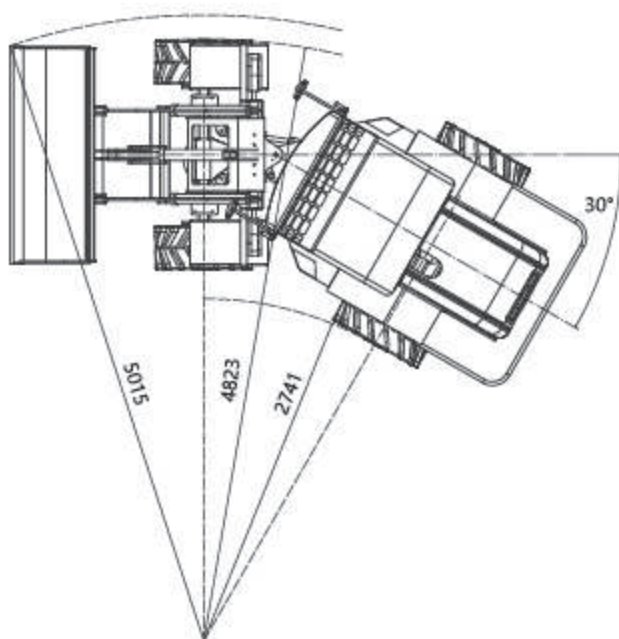
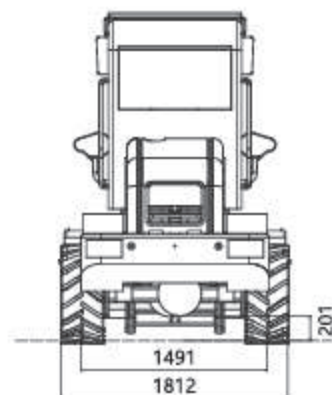
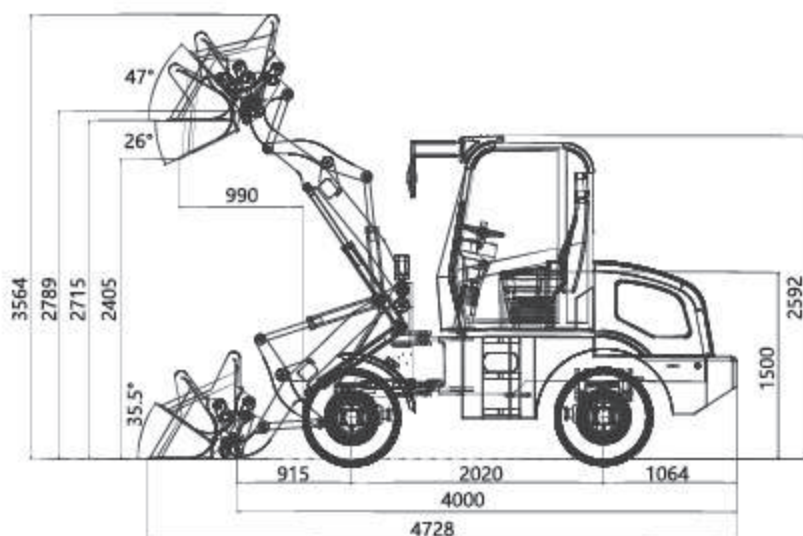
WHEEL LOADER

WL120



Specifications

Engine Model:	XINCHAI C490BPG E3
Rated Power(kw):	36.8
Rated Speed(rpm):	2650
Rated load(kg):	1200
Rated Bucket Capacity(m3):	0.4-0.6
Overall Size LxWxH(mm):	4750×1800×2600
Wheel base (mm):	2020
Wheel thread(mm):	1490
Max.breakout force (KN):	40
Max.dump height(mm):	2405
Dump distance(mm):	990
Total time(s):	9.5
Operating Weight(kg):	3400
Tyre:	20.5-16



DESCRIPTION

We know that every minute counts for you. That is why we already ensure during the design and development that you can quickly and easily maintain your wheel loads.

The engine hood can be opened wide so that all maintenance points are conveniently accessible.





QINGDAO ZONGJIN ENGINEERING MACHINERY CO.,LTD. [MAINLAND]

WOLF EQUIPMENT PTE.LTD. [SINGAPORE]



TEL: 0086-532-66739792

FAX: 0086-532-66739791

info@chinawheelloaders.com

WHATSAPP: 0086-13589171650

NO.88 CHUNYANG RD,CHENGYANG,
QINGDAO,CHINA

www.wolfloader.com